


प्र01 बिन्दुओं से मिलान कीजिए।



प्र02 देखकर सुन्दर लिखिए



\_\_\_\_\_

\_\_\_\_\_

\_\_\_\_\_

\_\_\_\_\_

प्र03 अ से ज तक वर्ण माला याद कीजिए।

प्र04 अक्षर पहचानकर उनसे सम्बन्धित चित्रों से मिलान कीजिए।



अ

आ

इ

अं

ग

घ

छ

प्र05 फलों के नाम याद कीजिए।

प्र06 सब्जियों के नाम याद कीजिए।

प्र07 पालतू जानवरों के नाम याद कीजिए।


प्र08 अक्षर का अक्षर से मिलान कीजिए।

क	आ
ख	इ
ग	उ
आ	ऋ
इ	क
उ	ख
ऋ	ग

प्र09 'आ' अक्षर से शुरू होने वाले चित्र पर गोला बनाइये।



प्र010 दिये गये चित्र में रंग भरिये।



Subject Teacher: Poonam Goswami  
Contact Number: 7500643210

**Subject:- English**

**Note:-** Do all work 3 in 1 note book.

Q.1 Join the dots.





Q.5 Match the pictures to their correct letter and fill colour.



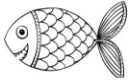
F



D



B

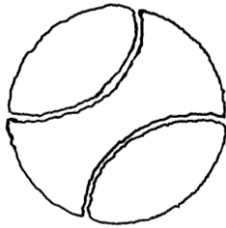



C



A

Q.6 See the picture and write correct letter.



Q.7 Learn A to Z alphabet.

Q.8 Learn 5 fruits name.

Q.9 Learn 5 Vegetables name.

Q.10 Fill colour.



**Subject:- Mathematics**


**Note:-**Do all work 3 in 1 note book.

1. Join the dots.



2. Write neatly.

1      2      3      4      5



3. Learn 1 to 20 counting daily.

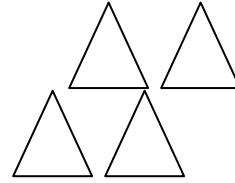


4. Circle 3 figure.

1	2	3	4	3
5	6	2	3	1
4	3	3	2	1




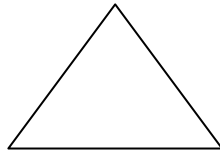

5. Match the same figure.

1	6
2	7
3	8
4	9
5	10
6	1
7	2
8	3
9	4
10	5

6 Count and write in box.



7. Fill colour in shapes.



Square

Triangle

Rectangle

Circle

Oval

8. What comes before.

\_\_\_\_\_ 2 \_\_\_\_\_ 4

\_\_\_\_\_ 2 \_\_\_\_\_ 4

9. What comes after.

1 \_\_\_\_\_ 3 \_\_\_\_\_ 5 \_\_\_\_\_

1 \_\_\_\_\_ 3 \_\_\_\_\_ 5 \_\_\_\_\_

10. Fill colour in two Mango.

